



Welcome to ITV - The Week-End College! You are enrolled in:

Political Science 1 (7081) (UC: CSU) 3 Units

The Government of the United States I

Meets the graduation and transfer requirements for all majors to take a course in federal, state and local governments. Deals with how the U.S. Constitution and Government meet democracy's challenge in a world of change; plus California and local governments.

The Weekend College classes combine video lessons with online activities and weekend class meetings. You should complete all three components to successfully pass the class. The course requirements are in the online syllabus. If you have questions contact your instructor via email or by telephone during their office hours listed above.

Instructor

Som Chounlamountry, M.A.

(818) 364-7600, ext. 7159

professorsom@gmail.com

Office Hours

Tuesdays, 1:00 PM – 8:00 PM

Getting Started

Even though you do not meet with your instructor until the first weekend after the semester begins, the online component begins June 14, 2010. Follow the checklist below to get started in your class now.

1. Choose a Campus

Select the campus to attend your weekend class and make note of its time and location. Directions and maps to the campuses can be found at: www.laccd.edu/our_colleges.

2. Buy Your Books

The back of this page lists the required and recommend books for your course. Buy your books as soon as possible so that you can get started on your assigned readings. Textbooks can be purchased at City, Southwest, Mission, Valley, and Pierce Colleges or from most online bookstores.

3. Log In

The class website opens **June 14**, log in and read your course syllabus. It will list all assignments and quizzes times and due dates. You can find log-in instructions on the last page of this letter.

4. Email Your Instructor

Once you have logged in, go to the Discussion and Private Messages section of the website and complete your Self-Introduction or send your instructor a private message informing him that you have successfully logged into the class website.

5. Plan Your Schedule

Weekend College courses are fast paced—covering a lot of material in a short period of time. At a minimum, you can expect to spend 10 to 12 hours per week completing the assignments. Schedule time in advance for reading the textbooks, watching the video episodes and completing the online assignments. If you plan to watch or record the videos on the educational cable channel LA 36, note those times and set your Tivo or DVD recorder in advance. The broadcast schedule is on the back of this page.

Classroom Location Schedule

Attend class at any one of the four campuses: L.A. City, L.A. Pierce, Southwest or L.A. Valley College. The instructor teaches at all four locations.

Day	Campus	Time	Location
Saturday	Southwest College	9:00 A.M. – 12:00 Noon	Lecture Lab., Rm. 113
	L.A. City College	1:30 P.M. – 4:30 P.M.	Science Tech. Bldg., Rm. 111
Sunday	L.A. Valley College	9:00 A.M. – 12:00 Noon	Foreign Language Bldg., Rm 106
	L.A. Pierce College	1:30 P.M. – 4:30 P.M.	Pierce village, Rm. 8111

Attendance at the class meetings is expected.
If you fail to attend, you may be dropped from class.

Summer 2010 CALENDAR

June 14 – August 1, 2010

Important Dates and Deadlines

Semester Begins.....	June 14
Cablecasts Begin on Cable Channel LA 36.....	June 18
Last Day to Drop or Change Classes	June 18
<i>(without Incurring Fees)</i>	
Last Day to ADD	June 23
Last Day to Drop Classes Without a "W"	June 28
<i>(no refund)</i>	
Last Day to File for Credit/No Credit	July 7
Last Day to Drop with a "W"	July 19
<i>(After this date a grade must be issued)</i>	

Class Meeting Schedule

Class Meeting	June 19 & 20
Class Meeting	June 26 & 27
No Class Meeting.....	July 3 & 4
Midterms Exams.....	July 10 & 11
Class Meeting	July 17 & 18
Class Meeting	July 24 & 25
Final Exams.....	July 31 & Aug. 1


A photo ID is required to take exams.

Textbooks

Required:

Title: We the People
Edition: 8/E, 2010
Author: Patterson, Thomas E.
Publisher: McGraw-Hill
ISBN: 978-0-0733-7896-1

Title: California Government and Politics Today
Edition: 12/E, 2010
Author: Field, Mona
Publisher: Longman
ISBN: 978-0-2056-2007-4



Textbooks are available in the college libraries. Most libraries have the texts on Reserve, (two hour use, in the library) some libraries have copies in the General Collection. Individual Library Policies apply and they may be different at each campus. Generally, students must have a valid student ID *for the campus they intend to use*, to check out or use library materials. For example, to check out books from Pierce College Library students must have a valid Pierce College Student ID. Students who enrolled only in ITV classes may obtain a Mission College ID through the Admissions Office at Mission College.

Videos

Framework for Democracy

Four Ways to Watch the Videos

1. Available on the Los Angeles Educational Channel, LA 36. The broadcast schedule is:
Fridays, June 18 – July 30 @ 8:00 – 10:00 AM
2. Purchase a complete set of the DVD's from the Mission, Pierce, or Southwest College Bookstore:
www.lamission.edu, www.piercecollege.edu, or www.lasc.edu
3. Available in Broadband at: www.lamission.edu/ITV
4. Watch the video lessons at the Learning Resource Centers at City, Pierce, Southwest, Valley, and Mission Colleges. You must bring your student ID or fee receipt to view the videos.

Dear PS1 Students,

Greetings! Welcome to Political Science 1.

Please allow me to tell you a little about myself. Don't let the long last name frighten you. Try to pronounce it like "CHEWn-LA-MOON-TREE." That was simple, right? I was born in Laos (bust out a world map now). As a result of the aftermath of the Viet-Nam War, my family came to the US in 1981 with less than \$20. I grew up in Southern California cheering for the Angels and Clippers. I became fascinated with Political Science at UCLA and have been hooked ever since.


I hope to share some of my excitement for the political process with you. I truly want you to do well in the class and to develop an appreciation and an understanding of politics, and I truly committed to helping you. Here are some pointers to doing well in the class: **Communicate, Participate, Persevere, and Volunteer**. This could be our official **PS1 Cheer!**

- 1) **Communicate** with me. The best way is to email me directly from your regular email account to professorsom@gmail.com. I usually check it twice a day on the weekdays. Always enclose your message with your full name, email address and phone number (sometimes it is easier to talk). Call me during office hours. Please follow up just in case your correspondence if it should be inadvertently overlooked. Please give feedback to improving the class and help you or just chat. Instructors generally have a wealth of information to share.
- 2) **Participate** in class and video discussions online. Keep the information from class fresh and try to apply concepts and theories to your lives.
- 3) **Persevere** and be patient with the materials and the ETUDES-NG. The class is about you and how you learn! I will try my best to adapt my teaching to your learning styles, but it requires your inputs. The students who finished the course appreciate the method. They will be happy to talk to you about the course.
- 4) **Volunteer** in the community and get involved—students can earn up to one whole grade improvement for the course. We'll discuss other ways of improving your grades in class.

Here is a way of saving some \$\$\$ money by purchasing earlier editions of the required books. Students have saved a lot of money by purchasing previous editions of the textbooks. Students have found them online for much less than the newest editions. NOTE: Please do not purchase any older version of Patterson **WE THE PEOPLE** than the 5th Edition and the Field **CALIFORNIA** 10th Edition.

I look forward to meeting you.

Cheers,



Som Chounlamountry, MA
professorsom@gmail.com

-OVER-

Online Class Website

Step 1. *Where do I go to log on to this course?*

- Go to <http://myetudes.org/portal>
- Bookmark this page!
- Enter your user ID

Step 2. *What is my User ID?*

In lowercase letters and with no spaces:

- the first 2 letters of your first name
- *and* the first 2 letters of your last name
- and the last 5-digits of your student ID

Example: Donna Smith:

Student ID #: 88 455 6789

User ID:

My User ID is: _____

Step 3. *What is my Password?*

Using four numbers together with no spaces:

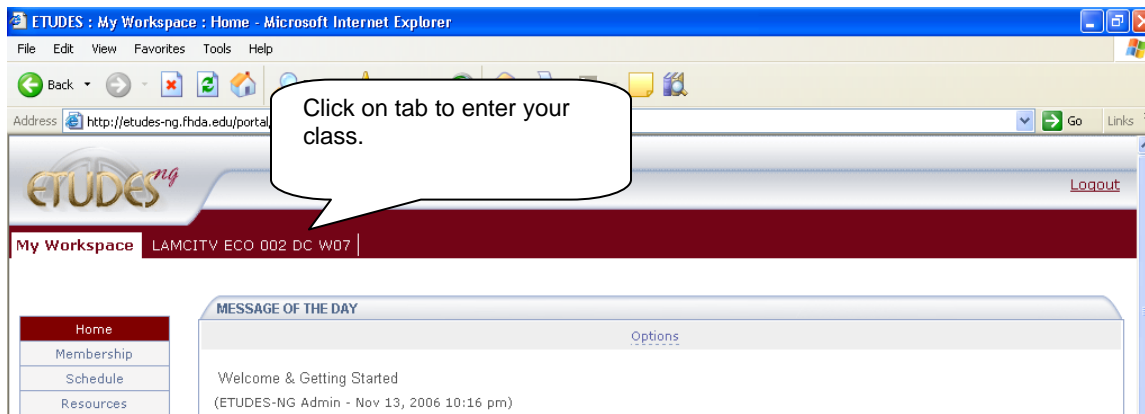
- the two numbers for your birth month
- *and* the two numbers for the birth day

Example: if your birth date was January 3

Password:

My Password is: _____

Once you have logged in you will see two sections on the top left of the page, My Workspace and, on the right, your class website. Your class website begins with LAMCITV. Click on the tab to enter the course. See the example below:



E-mail your instructor once you have successfully logged in to the course website.

NOTE TO AOL USERS: Launch either an Internet Explorer or a Netscape browser after you connect using AOL and minimize the AOL Browser. DO NOT USE THE AOL BROWSER.

Add/Drop Classes & Check Grades

You can change your schedule and check grades on the Student Information System. The SIS may be accessed from: www.lamission.edu/itv click on "Register for Classes".

We're here to Help

If you need technical assistance logging in to your course, contact ITV Technical Support at (818) 833-3596 or send an email to mckennpg@lamission.edu. Be sure to include:

- Your full name
- Course title and instructor
- Student ID
- Your phone and e-mail address
- Date enrolled